

2026

Where Surface Meets Soul

+98 21 22 43 01 19-22

Amin Building , Asef Junction, Zaferaniyeh, Tehran, Iran

www.rosentile.com www.naserigroup.com

NEW COLLECTION

80 x 80 cm



TILE FEATURS & APPLICATION AREAS

TILE FEATURS



Resistance to Deep Abrasion



Easy to Install



Resists Harsh Weather Conditions



Resists Water



Resistance to Acids and Bases



Eco-Friendly



Stain Resistance



Hygienic



Resistance to Thermal Shocks



Lightweight and Easy to Handle



Easy Cleaning



Resists Fire

APPLICATION AREAS



Reception



Kitchen



Living Room



Salon & Spa



Offices



Restaurants & Hotels



Bathroom



Showrooms

Where Surface Meets Soul

LUXURY DESIGN

The luxurious collection of endless tiles is also rich in features for an effortless lifestyle with extensive application possibilities in a variety of spaces commercial, residential, and even public.

www.rosentile.com


■ elegance



■ preciousness




■ exclusivity




■ charm

ASPEN DESIGN


ROSENTILE



- 5 Faces
- Polish Finish
- 800 x 800 mm
- Thickness 10 mm



■ 300 x 300 mm



■ 100 x 200 mm







Aspen Design
800 x 800 mm


CALIFORNIA COLLECTION

CALIFORNIA DESIGN

ROSENTILE



- 5 Faces
- Polish Finish
- 800 x 800 mm
- Thickness 10 mm



■ 300 x 300 mm



■ 280 x 300 mm



California Design
800 x 800 mm




FLORENCE DESIGN

ROSENTILE


FLORENCE GRAY



- 5 Faces
- Polish Finish
- 800 x 800 mm
- Thickness 10 mm



■ 300 x 300 mm



■ 100 x 200 mm





Florence Gray
800 x 800 mm





FLORENCE DESIGN

ROSENTILE

FLORENCE Cream



- 5 Faces
- Polish Finish
- 800 x 800 mm
- Thickness 10 mm



■ 300 x 300 mm



■ 100 x 240 mm










Florence Cream
800 x 800 mm

LEVANTE DESIGN

ROSENTILE



- 5 Faces
- Polish Finish
- 800 x 800 mm
- Thickness 10 mm



■ 300 x 300 mm



■ 200 x 400 mm ■ 300 x 400 mm





Levante Gold
800 x 800 mm






LEVANTE DESIGN

ROSENTILE

LEVANTE GRAY COLLECTION



- 5 Faces
- Polish Finish
- 800 x 800 mm
- Thickness 10 mm



■ 300 x 300 mm



■ 100 x 200 mm





COFFEE
ESPRESSO
MACCHIATO
CAPPUCCINO
LATTE
MOCHA
HAND-POURED
TEA



Levante Gray
800 x 800 mm

ELSA DESIGN

ROSENTILE



- 5 Faces
- Polish Finish
- 800 x 800 mm
- Thickness 10 mm



■ 300 x 300 mm



■ 100 x 200 mm






Elsa Design
800 x 800 mm





MODENA COLLECTION

MODENA DESIGN

ROSENTILE



- 5 Faces
- Polish Finish
- 800 x 800 mm
- Thickness 10 mm



■ 300 x 300 mm



■ 100 x 300 mm




Modena Design
800 x 800 mm

RECEPTION





MANILA DESIGN


ROSENTILE



- 5 Faces
- Polish Finish
- 800 x 800 mm
- Thickness 10 mm



■ 300 x 300 mm



■ 100 x 200 mm





Manila Design
800 x 800 mm

MARTINA DESIGN

ROSENTILE



- 5 Faces
- Polish Finish
- 800 x 800 mm
- Thickness 10 mm



■ 300 x 300 mm




■ 280 x 300 mm





Martina Design
800 x 800 mm

ARSES DESIGN

ROSENTILE



- 5 Faces
- Polish Finish
- 800 x 800 mm
- Thickness 10 mm



■ 300 x 300 mm



■ 100 x 240 mm





Arses Design
800 x 800 mm

PONTA DESIGN

ROSENTILE



- 5 Faces
- Polish Finish
- 800 x 800 mm
- Thickness 10 mm



■ 300 x 300 mm



■ 100 x 300 mm





Ponta Design
800 x 800 mm




SITKA DESIGN

ROSENTILE



- 5 Faces
- Polish Finish
- 800 x 800 mm
- Thickness 10 mm



■ 300 x 300 mm



■ 280 x 300 mm





Sitka Design
800 x 800 mm




LIMA DESIGN

ROSENTILE



- 5 Faces
- Polish Finish
- 800 x 800 mm
- Thickness 10 mm



■ 300 x 300 mm



■ 280 x 300 mm







Lima Design
800 x 800 mm

VIENNA DESIGN

ROSENTILE



- 5 Faces
- Polish Finish
- 800 x 800 mm
- Thickness 10 mm



■ 300 x 300 mm



100 x 200 mm






Vienna Design
800 x 800 mm



BEST SELLER
Where Surface Meets Soul




FIURENZA DESIGN

ROSENTILE

FIURENZA COLLECTION



- 5 Faces
- Polish Finish
- 800 x 800 mm
- Thickness 10 mm



■ 300 x 300 mm



■ 100 x 240 mm









Fiorenza Light

800 x 800 mm




PRIME DESIGN

ROSENTILE



- 5 Faces
- Polish Finish
- 800 x 800 mm
- Thickness 10 mm



■ 300 x 300 mm



■ 300 x 300 mm






Prime Design
800 x 800 mm


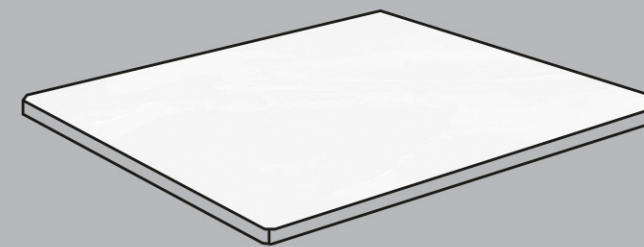
PRESPA DESIGN

ROSENTILE

PRESPA COLLECTION



- 5 Faces
- Polish Finish
- 800 x 800 mm
- Thickness 10 mm



■ 300 x 300 mm



■ 100 x 200 mm






Prespa Light Gray

800 x 800 mm



PRADA ONYX DESIGN

ROSENTILE

PRADA ONYX COLLECTION



- 5 Faces
- Polish Finish
- 800 x 800 mm
- Thickness 10 mm



■ 300 x 300 mm



■ 100 x 300 mm






Prada Onyx Gray
800 x 800 mm



MONTE ONYX DESIGN

ROSENTILE

MONTE ONYX COLLECTION



- 5 Faces
- Polish Finish
- 800 x 800 mm
- Thickness 10 mm



■ 300 x 300 mm



■ 280 x 300 mm





Monte Onyx Gray
800 x 800 mm

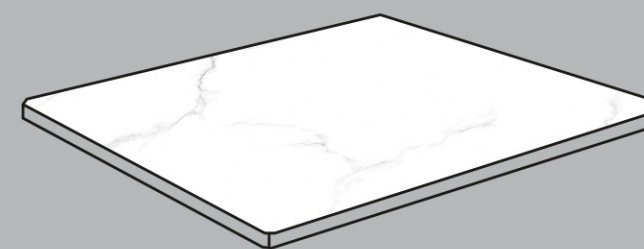
CALACATTA SILVA DESIGN

ROSENTILE

Calacatta COLLECTION



- 5 Faces
- Polish Finish
- 800 x 800 mm
- Thickness 10 mm



■ 300 x 300 mm



■ 200 x 400 mm ■ 300 x 400 mm





HOME

HOME

HOME

HOME

Calacatta Silva
800 x 800 mm

TECHNICAL INFORMATION



Tile Class	Porcelain polishing with low water absorption $Bla \leq 0.5$
Abrasio Resistance	Class 2
Water Absorption	$Bla \leq 0.5$
Bending Strength	$36 \frac{N}{mm^2} \leq$
Stain Resistance	Class 3
Thickness	11 mm
Kind of Tile	Glazed floor and wall
Indication	Indoor & Outdoor Resistant to frost and heat
Effect	Polishe - Matt - Sugar

Tile class	Porcelain Nano Polish
Abrasion Resistance	Class 2
Water Absorption	$Bla \leq 0.5$
Bending strength	$40 \frac{N}{mm^2} \leq$
Stain resistance	Class 3
Thichness	11 mm \pm 0.5
Kind Of Tile	Glazed floor and wall
Indications	Indoor & Outdoor Resistant to frost and heat
Effect	Nano Polish Matt (Hard-Soft-Satin) - Sugar
Size	60 x 60 , 80 x 80 , 120 x 80 , 100 x 100 , 160 x 100
weight	100 x 100 \longrightarrow 16.800 Kg 60 x 120 \longrightarrow 16.700 Kg

Headquarters: Amin Building,
Asef Junction, Zaferanieh,
T e h r a n , I R A N
TEL: +98 21 22430119-123
WWW.ROSENTILE.COM



www.nasserigroup.com

